



2012

2013-026

2013 04

)

(

| | | |
|------|-------|-----|
| 2012 | | 2 |
| | | 2 |
| | | 6 |
| | | 8 |
| | | 11 |
| | | 31 |
| | | 45 |
| | | 53 |
| | | 60 |
| | | 68 |
| | | 68 |
| | | 189 |



| | 2012 | 2011 | | (%) | 2010 | |
|---|------------------|------------------|------------------|---------|------------------|------------------|
| | | | | | | |
| | 2,087,519,161.84 | 2,207,708,539.06 | 2,341,260,744.36 | -10.84% | 1,366,781,296.91 | 1,366,781,296.91 |
| | 255,461,059.63 | 300,353,372.78 | 323,976,667.80 | -21.15% | 219,530,952.91 | 223,603,074.93 |
| | 218,856,162.04 | 294,480,497.08 | 269,351,662.75 | -18.75% | 207,715,818.65 | 211,794,974.60 |
| | 183,966,860.18 | 166,926,090.83 | 165,006,869.89 | 11.49% | 130,072,804.00 | 132,085,237.50 |
| / | 0.26 | 0.48 | 0.34 | -23.53% | 0.35 | 0.35 |
| / | 0.26 | 0.48 | 0.34 | -23.53% | 0.35 | 0.35 |
| % | 18.36% | 30.46% | 31.59% | -13.23% | 22.79% | 23.16% |
| | 2012 | 2011 | | (%) | 2010 | |
| | | | | | | |
| | 2,094,865,990.67 | 1,602,789,529.14 | 1,800,053,515.49 | 16.38% | 1,478,181,458.58 | 1,492,025,708.11 |
| | 1,620,752,833.87 | 1,116,947,108.26 | 1,168,513,015.38 | 38.7% | 874,054,575.21 | 882,998,464.47 |

2012 7 12

2011

| | | | | |
|--|----------------|----------------|------------------|------------------|
| | | | | |
| | | | | |
| | 255,461,059.63 | 323,976,667.80 | 1,620,752,833.87 | 1,168,513,015.38 |
| | | | | |

2

| | | |
|--|--|--|
| | | |
| | | |

| | | | | |
|--|---------------|---------------|---------------|--|
| | 0.00 | 0.00 | | |
| | 0.00 | 0.00 | | |
| | 13,632,908.12 | 56,134,437.59 | 17,096,054.25 | |
| | 0.00 | 0.00 | | |
| | -2,174,532.15 | -1,022,612.25 | -2,095,513.24 | |

2012

21.15% 2.55 20.88 3.45 2.76
2012

1

| | | | | |
|--|------|------|--|--|
| | 2012 | 2011 | | |
|--|------|------|--|--|

323 260 5 2013

5 6 50%

1250 37931 330

1.47 35%

23%

2012

20%

2

| | 2012 | 2011 | |
|--|------------------|------------------|---------|
| | 2,071,206,745.89 | 2,336,482,914.77 | -11.35% |
| | 16,312,415.95 | 4,777,829.59 | 241.42% |
| | 2,087,519,161.84 | 2,341,260,744.36 | -10.84% |

| | | 2012 | 2011 | % |
|----------|--|-----------|-----------|---|
| (:) | | 32,331.25 | 35,493.01 | |

3

| | | 2012 | | 2011 | | (%) |
|--|--|----------------|--------|----------------|--------|--------|
| | | | % | | % | |
| | | 578,726,432.33 | 45.74% | 595,574,754.60 | 41.94% | -2.83% |
| | | 36,495,367.80 | 2.88% | 31,076,157.68 | 2.19% | 17.44% |
| | | 46,921,239.04 | 3.71% | 43,598,564.50 | 3.07% | 7.62% |
| | | 48,681,863.37 | 3.85% | 44,992,442.84 | 3.17% | 8.2% |

| | | 2012 | | 2011 | | (%) |
|--|--|----------------|--------|----------------|--------|--------|
| | | | % | | % | |
| | | 510,924,263.51 | 40.38% | 497,668,979.83 | 35.05% | 2.66% |
| | | 35,745,958.38 | 2.83% | 30,104,468.47 | 2.12% | 18.74% |
| | | 44,220,951.05 | 3.5% | 40,266,208.48 | 2.84% | 9.82% |
| | | 43,635,204.74 | 3.45% | 40,218,427.68 | 2.83% | 8.5% |

| | | | |
|---|---|---------------|-------|
| 5 | | 7,577,460.00 | 0.75% |
| | — | 74,483,515.75 | 7.41% |

4

| | | | |
|--|----------------|----------------|---------|
| | | | |
| | 392,290,000.00 | 137,615,400.00 | 185.06% |
| | 63,880,168.83 | 156,166,750.67 | -59.09% |
| | | | |

1

1

| | 2012 | | 2011 | | % | |
|--|----------------|--------|----------------|--------|--------|------------------------|
| | | % | | % | | |
| | 449,614,692.85 | 21.46% | 287,213,510.30 | 15.96% | 5.5% | 8,665 |
| | 152,612,995.81 | 7.29% | 78,841,949.25 | 4.38% | 2.91% | 3-6 5,620 46.10% |
| | 200,954,292.34 | 9.59% | 210,702,607.28 | 11.71% | -2.12% | |
| | 0.00 | 0% | 0.00 | 0% | 0% | |
| | 0.00 | 0% | 0.00 | 0% | 0% | |
| | 327,630,788.03 | 15.64% | 241,452,985.79 | 13.41% | 2.23% | 3,174.46 4,269.22 |
| | 124,672,466.34 | 5.95% | 68,024,402.20 | 3.78% | 2.17% | |

2

| | 2012 | | 2011 | | % | |
|--|------|--|------|--|---|--|
| | | | | | | |
| | | | | | % | |

3

| 1. | 0.00 | | | | 0.00 | 0.00 | 0.00 |
|----|------|--|--|--|------|------|------|
| 2. | 0.00 | | | | 0.00 | 0.00 | 0.00 |
| 3. | 0.00 | | | | 0.00 | 0.00 | 0.00 |
| | 0.00 | | | | 0.00 | 0.00 | 0.00 |
| | 0.00 | | | | 0.00 | 0.00 | 0.00 |
| | 0.00 | | | | 0.00 | 0.00 | 0.00 |
| | 0.00 | | | | 0.00 | 0.00 | 0.00 |
| | 0.00 | | | | 0.00 | 0.00 | 0.00 |
| | 0.00 | | | | 0.00 | 0.00 | 0.00 |

1

700

1

1

| | | |
|------|------|---|
| | | |
| 2012 | 2011 | |
| | | |
| | | % |

2

2020

| | | | | | | | | | | |
|--|------|---|----|---|----|------|------|----|----|--|
| | | | | % | | % | | | | |
| | 0.00 | 0 | -- | 0 | -- | 0.00 | 0.00 | -- | -- | |

| | | | | | | | | | | | | |
|--|---|----|--|--|--|--|--|--|--|--|--|--|
| | | | | | | | | | | | | |
| | 0 | -- | | | | | | | | | | |

2

| | | | | | | | | | | |
|--|--------|--|-----|--|-----|-------------------|--|--|--|--|
| | () | | (1) | | (2) | (%)(3) (2)/(1) | | | | |
|--|--------|--|-----|--|-----|-------------------|--|--|--|--|

| | |
|--|---------------|
| | 84,614,815.06 |
| | |
| | |

3

| | | (1) | | (2) | (3)=(2)/ (1) | | | | |
|-----|----|-----|---|-----|-----------------|----|---|----|----|
| | -- | 0 | 0 | 0 | -- | -- | 0 | -- | -- |
| () | | | | | | | | | |

4

| | | | | | | | () | () | |
|--|--|--|--|-----------|--------------------|--------------------|--------------------|-------------------|-------------------|
| | | | | 8,000.00 | 437,185,51 6.80 | 129,660,39 6.59 | 676,440,19 9.55 | 25,682,14 2.43 | 23,813,793.0 8 |
| | | | | 2,300.00 | 124,575,65 4.83 | 93,019,174. 15 | 141,498,12 6.44 | 60,768,64 6.47 | 49,343,858.5 6 |
| | | | | 3,100.00 | 45,220,206. 10 | 40,515,095. 41 | 33,709,525. 53 | 10,794,29 5.45 | 8,116,057.64 |
| | | | | 13,180.00 | 239,081,70 6.21 | 196,838,59 7.27 | 202,976,35 9.45 | 59,084,31 8.90 | 54,594,298.8 9 |
| | | | | 7,200.00 | 142,676,11 4.88 | | | | |

| | | | | | | | | | |
|--|--|--|--|--------|-------------------|-------------------|-------------------|-------------------|--------------|
| | | | | | 34 | 62 | 27 | 8.50 | 8 |
| | | | | 200.00 | 39,187,422. 73 | 36,381,990. 57 | 29,121,638. 27 | 11,928,28 4.10 | 8,964,048.60 |

| | | | |
|--|------|--|--|
| | 2012 | | |
|--|------|--|--|

5

| | | | | | |
|-------|----------|-----------|-----------|--------|------|
| | | | | | |
| | 6,355 | 2,960.85 | 3,959.11 | 62.3% | |
| | 7,129.8 | 2,347.37 | 3,239.62 | 45.43% | |
| | 2,730.1 | 655.29 | 1,058.99 | 38.79% | |
| | 3,523 | 1,782.13 | 2,490.13 | 70.68% | |
| | 3,046 | 926.53 | 1,281.57 | 97% | |
| | 22,783.9 | 8,672.17 | 12,029.42 | -- | -- |
| | | | | | |
| | | | | 6 | 2011 |
| 2,986 | 19,964.5 | 22,950.5 | | | |
| | | 12,029.42 | | | |

2013

2013

15

#

#

1

| | | | |
|------|------|---------------|------|
| | 2011 | ([2012]154) | 2012 |
| 6 29 | | A 4,530 | |
| | | 41.498% | 55% |
| | | 8,000 | |

2012 7 11

84,614,815.06

2012 6 28

2012 6 27

2012 6 20 67,800,020.50

16,241.535049 54.91%

8,859 29.95% 1,348.9416 4.56%

300 1.01% 2,130.523351 7.2%

500 1.69% 200 0.68%

360000110007025

758

2015 12 31

1992 1312

2012 6 28 2012 5 28

1 2012 6 1 2012 6 1

2011 2011

2011 105 106 2011 6 30

23,491.12 41.498% 9,461.535

9,434.10 55% 3,244.82 12,706.355

100%

2011 8 10 2011 6 30

2011 6 30 2012 6 1 26,117,435.88

17,338,499.58 8,778,936.30

| | | | |
|--|---------------|--------------|---------------|
| | () | () | () |
| | 13,752,995.97 | 4,655,710.27 | 360,668.57 |
| | 69,835,163.30 | 9,154,260.66 | -2,487,356.36 |

2

2012 4 25

100% 100% 2012 3 31

2012 014


2 2012

2012 435

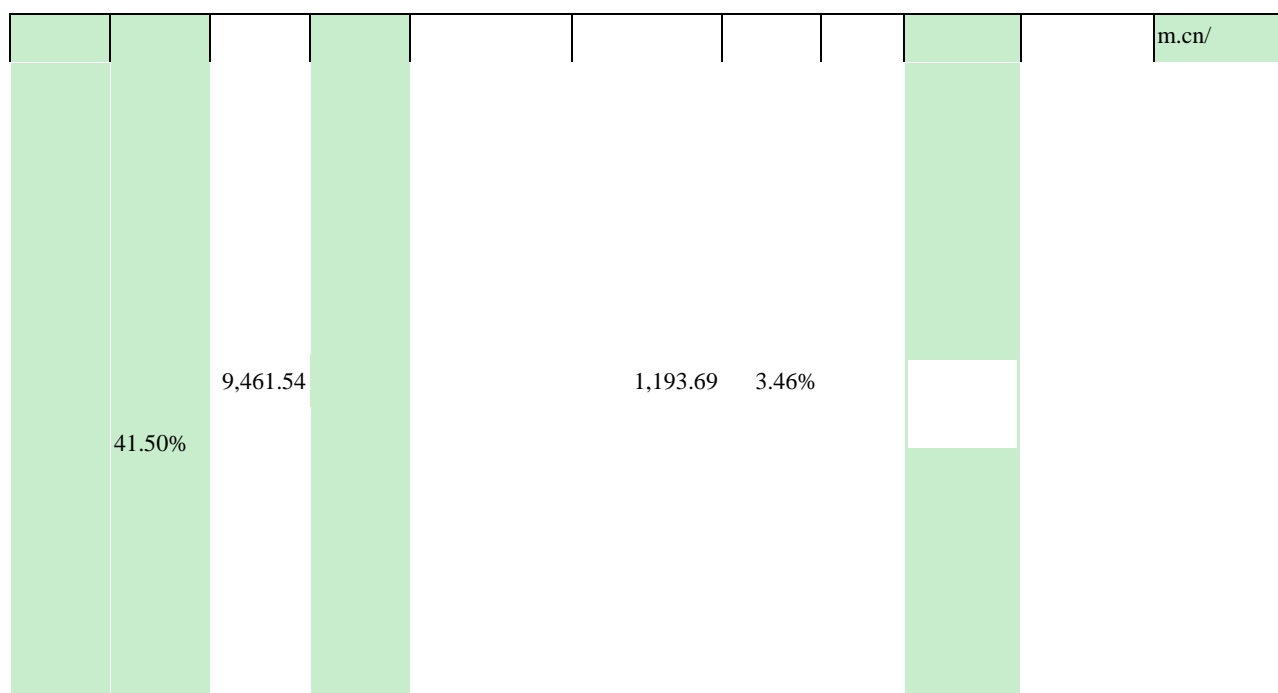
3

4 2012

| | | | | | |
|------------|--|--|--|--|--|
| 2012 11 06 | | | | | |
| 2012 11 14 | | | | | |
| 2012 11 23 | | | | | |
| 2012 11 27 | | | | | |
| 2012 11 29 | | | | | |



| | | | | | | (%) | | | | |
|--|------|--------|--|----------|--|-------|--|------------|------|---|
| | 100% | 21,675 | | 3,247.01 | | 9.41% | | 2012 04 26 | 100% | 100% |
| | | | | | | | | | (| 2012-016 |
| | | | | | | | | |) | 2012 |
| | | | | | | | | | 4 | 26 |
| | | | | | | | | | | http://www.cninfo.com.cn/ |



41.498% 55%
8,000

2012 7 11

84,614,815.06

2012 6 28

2012 6 27

435

4,648

4

2013 3 21

JLC1


037029

5.44

1


| | | | | | | | (%) | | | | |
|--|--|--|--|--|--|----------|--------|--|--|---------------|--|
| | | | | | | 7,265.98 | 82.85% | | | 2012 04 26 | 2012 (2012-014) 2012 4 26 http://www.cninfo.com.cn/ |

2



| | | | | | | | | | | | | |
|--|--|--|--|--|--|--|--|--|--|--|--|---|
| | | | | | | | | | | | | http:// www.cni nfo.com. cn/ |
|--|--|--|--|--|--|--|--|--|--|--|--|---|

3



1

1

10%


2


10%

3

10%

2





1



| | | | |
|--|----------|--|--------------|
| | 2,501.71 | | [2013]004381 |
| | 2011 | |) |
| | 2012 | | 2011 |
| | 2013 | | 2012 |
| | 2011 | | |
| | 2012 | | |
| | 2013 | | |
| | 10 | | |

| | | | | | |
|--|--|---|--|--|---|
| | | <p style="text-align: center;">2012</p> <p style="text-align: center;">1 10</p> | | | <p style="text-align: right;">2,894.88</p> <p style="text-align: right;">2012-053</p> |
| | | | | | |
| | | | | | |
| | | | | | |
| | | | | | |

| | | | | | | | |
|--|--|--|--|--|--|--|--|
| | | | | | | | (2010-033) 2010 11 27 http://www.cninfo.com.cn/ |
|--|--|--|--|--|--|--|--|

| | |
|--|----|
| | |
| | 80 |
| | 17 |
| | |

2012 8 3 2012 8 20
2012

2012

2012

> [2012]149 < 2012
2012 2012
2012

" "

| | | | | | | |
|---|--|--|--|--|--|--|
| / | | | | | | |
|---|--|--|--|--|--|--|



87,375

4 2012 9

12

945,372,061

990,672,061

2012 7 11

| | | | | | | | | |
|---|--|-------|------------|---|---|------------|--|---|
| | | | | | | | | |
| | | 1.18% | 11,674,261 | 0 | 0 | 11,674,261 | | 0 |
| | | 1.11% | 11,012,066 | 0 | 0 | 11,012,066 | | 0 |
| - | | 1.06% | 10,540,980 | 0 | 0 | 10,540,980 | | 0 |


1.01% 10,000,000 10,000,000

| | | | |
|-----|--|------------|------------|
| | | | |
| - | | 10,540,980 | 10,540,980 |
| - 3 | | 6,911,969 | 6,911,969 |
| - | | 6,300,000 | 6,300,000 |
| | | 5,880,786 | 5,880,786 |
| | | 5,537,647 | 5,537,647 |



3






4 10%

| () | | 2001 07 06 | 72776518-6 | 18818 | |
|-----|--|---------------|------------|-------|--|

| | | | | | |
|--|--|--|--|--|--|
| | | | | | |
|--|--|--|--|--|--|



| | | | | | | | | | | | | |
|--|--|--|--|----|------------|----|------------|----|---|---|---|---|
| | | | | 38 | 2012 25 | 12 | 2016 26 | 02 | 0 | 0 | 0 | 0 |
| | | | | 53 | 2011 19 | 04 | 2013 26 | 02 | 0 | 0 | 0 | 0 |
| | | | | 74 | 2006 25 | 12 | 2013 26 | 02 | 0 | 0 | 0 | 0 |
| | | | | 59 | 2006 25 | 12 | 2013 26 | 02 | 0 | 0 | 0 | 0 |
| | | | | | | | | | | | | |

6 1976 10


7 1965 5

| | | | | | |
|--|--|--|---------------|------------|--|
| | | | 2005 01 01 | 2013 12 31 | |
| | | | 2012 07 01 | 2013 12 31 | |

| | | | | | |
|--|--|--|---------------|--|--|
| | | | | | |
| | | | 2006 05 01 | | |

1

2




616.25

| | | | | | | | |
|--|--|--|----|--|-------|---|------|
| | | | | | | | |
| | | | 50 | | 74.8 | 0 | 74.8 |
| | | | 45 | | 63.52 | 0 | |



| | | | | | | | |
|--|--|--|----|--|-------|---|-------|
| | | | 57 | | 29.93 | 0 | 29.93 |
| | | | 58 | | 16.53 | 0 | 16.53 |
| | | | 60 | | 14.25 | 0 | 14.25 |
| | | | 42 | | 57.38 | 0 | 57.38 |
| | | | 38 | | 16.07 | 0 | 16.07 |
| | | | 53 | | 71.07 | 0 | 71.07 |
| | | | 74 | | 5 | 0 | 5 |



| | | 2012 |
|--|-----|------|
| | () | 27 |
| | | 599 |
| | | 1343 |
| | () | 2153 |

2012

1

2

9

3

0

a

5

1


2012 8 20 P@PMÄ

<

>

2012 81





1
 2 2011 2011
 3 2011 2012 2012
 100%
 4 2012
 5 2012
 6 51%
 7

1
 2 100% 2012
 2012 2012 2011 2012
 2012
 2013 2 26
 2013 3 10
 2013 4 15 2013 4 21

3
 2011 ()
 4

| | | | | | | |
|-----|-----|--|---|-----|-----|-----|
| | | | | | 1 | (1) |
| (2) | | | | | 2 | (1) |
| | | | | (2) | | |
| | | | 3 | (3) | | (2) |
| | | | | (1) | | |
| | | | | (3) | | |
| (4) | | | | | (5) | |
| | (6) | | 4 | (1) | | (2) |
| | | | | | | 5 |
| | | | | | | (1) |
| | | | | | (2) | |
| | | | | (3) | | |
| | (4) | | | | | |
| " | | | " | | | |

| | | | | | | |
|-----|-------|--|--|------|------|--------|
| | | | | | 2012 | |
| | | | | 2012 | 12 | 2013 |
| | | | | | | 1 |
| | | | | | | 2 |
| | | | | | | 2013 |
| | | | | | | 3 |
| | | | | | | 12 |
| 435 | | | | | | 2013 |
| | 4,648 | | | 5.44 | | 3 |
| | | | | | | 21 |
| | | | | JLC1 | | |
| | | | | | | 037029 |

2012

| | |
|--|--|
| | 2013 04 23 |
| | 2012 http://www.cninfo.com.cn/ |

2010 3

| | |
|--|------------|
| | |
| | 2013 04 21 |

1

| | | |
|--|----------------|----------------|
| | | |
| | | |
| | 449,614,692.85 | 287,213,510.30 |
| | 0.00 | 0.00 |
| | 0.00 | |
| | | |

| | | |
|--|------------------|------------------|
| | 0.00 | 0.00 |
| | 0.00 | 0.00 |
| | 418,087,062.24 | 265,553,417.96 |
| | 0.00 | 0.00 |
| | 95,707,742.69 | 9,921,329.39 |
| | 1,977,488.10 | 8,320,870.24 |
| | 2,676,260.36 | 988,777.53 |
| | 0.00 | 0.00 |
| | 970,751,807.76 | 594,261,783.11 |
| | 2,094,865,990.67 | 1,800,053,515.49 |
| | | |
| | 0.00 | 24,070,172.40 |
| | 0.00 | 0.00 |
| | 0.00 | 0.00 |

| | | |
|--|---------------|---------------|
| | 0.00 | 0.00 |
| | 0.00 | 0.00 |
| | 0.00 | 0.00 |
| | 220,400.00 | 227,200.00 |
| | 0.00 | 18,497,932.39 |
| | 0.00 | 0.00 |
| | 18,821,228.15 | 0.00 |
| | 19,041,628.15 | |



0.00

| | | |
|--|---------------|---------------|
| | 1,528.00 | 4,528.00 |
| | 17,169,307.80 | 11,156,451.17 |
| | 0.00 | 0.00 |
| | 0.00 | 0.00 |
| | 3,431,024.09 | 141,407.32 |
| | 0.00 | 0.00 |
| | 0.00 | 0.00 |
| | 20,601,859.89 | 11,302,386.49 |
| | | |
| | 0.00 | 0.00 |
| | 0.00 | |

| |
|--|
| |
|--|



| | | |
|--|----------------|----------------|
| | 68,916,306.42 | 87,782,266.95 |
| | 276,139,747.75 | 361,127,592.38 |
| | 13,632,908.12 | 24,530,937.49 |
| | 255,461,059.63 | 323,976,667.80 |
| | 20,678,688.12 | 37,150,924.58 |
| | -- | -- |
| | 0.26 | 0.34 |
| | 0.26 | 0.34 |
| | 0.00 | 0.00 |
| | 276,139,747.75 | 361,127,592.38 |
| | 255,461,059.63 | 323,976,667.80 |
| | 20,678,688.12 | 37,150,924.58 |

13,632,908.12

4

| | | |
|--|----------------|----------------|
| | | |
| | 12,178,625.81 | 14,098,827.32 |
| | 0.00 | 0.00 |
| | 682,003.04 | 789,534.32 |
| | 0.00 | 0.00 |
| | 31,818,895.41 | 20,900,659.06 |
| | 144,912.42 | -7,853.51 |
| | 2,000.00 | -95,021.00 |
| | -1,998,171.65 | -1,536,418.89 |
| | 390,314,941.31 | 269,364,478.90 |
| | 0.00 | 0.00 |
| | 367,847,584.60 | 260,339,568.46 |

| | | |
|--|------------------|------------------|
| | 1,990,058,680.06 | 2,136,378,047.47 |
| | 1,159,099,265.10 | 1,150,802,646.15 |
| | 0.00 | 0.00 |
| | 0.00 | 0.00 |
| | 0.00 | 0.00 |
| | 0.00 | 0.00 |
| | 0.00 | 0.00 |
| | 220,305,894.10 | 174,937,617.78 |
| | 249,741,309.43 | 270,350,498.77 |
| | 176,945,351.25 | 375,280,414.88 |
| | 1,806,091,819.88 | 1,971,371,177.58 |
| | 183,966,860.18 | 165,006,869.89 |
| | | |
| | 2,110,948,261.07 | 48,703,561.30 |
| | 888,066.16 | 84,868.00 |
| | 29,292,117.45 | 118,451.60 |
| | 25,652,842.52 | 0.00 |

| | | |
|--|------------------|----------------|
| | | |
| | 1,547,435,960.54 | 40,697,427.22 |
| | 232,419,318.04 | 100,110,487.53 |
| | 28,948,800.00 | 0.00 |
| | 0.00 | 0.00 |
| | 0.00 | 0.00 |
| | 1,808,804,078.58 | 140,807,914.75 |
| | 150,788,421.00 | 184,432.00 |
| | 1,545,493,536.97 | 40,853,497.47 |
| | 264,909,375.89 | 51,891,225.00 |
| | 0.00 | 0.00 |
| | 1,961,191,333.86 | 92,929,154.47 |
| | -152,387,255.28 | 47,878,760.28 |
| | | |
| | 362,930,000.00 | 0.00 |
| | 0.00 | 0.00 |
| | 0.00 | 0.00 |
| | 0.00 | 0.00 |
| | 362,930,000.00 | 0.00 |
| | 0.00 | 0.00 |
| | 35,041,791.05 | 23,361,194.04 |
| | 721,300.00 | 3,263,745.22 |
| | 35,763,091.05 | 26,624,939.26 |
| | 327,166,908.95 | -26,624,939.26 |
| | 0.00 | 0.00 |
| | 125,532,933.28 | -33,971.65 |
| | 143,910.08 | 177,881.73 |
| | 125,676,843.36 | 143,910.08 |

7

| | | | | | | |
|--|--|--|--|--|--|--|
| | | | | | | |
| | | | | | | |
| | | | | | | |
| | | | | | | |

| | | | | | | | | |
|--|--|--|--|--|--|--|--------|------|
| | | | | | | | 791.05 | 1.05 |
|--|--|--|--|--|--|--|--------|------|

| | | | | | | | | | | |
|--|--|----------|--|--|----------|--|----------|--|-----------|------------|
| | | | | | | | 667.80 | | 4.58 | 2.38 |
| | | | | | | | | | | |
| | | | | | | | 323,976, | | 37,150,92 | 361,127,59 |
| | | | | | | | 667.80 | | 4.58 | 2.38 |
| | | -16,380, | | | -1,771,8 | | -15,946, | | -18,291,5 | |
| | | 870.19 | | | 77.55 | | 897.95 | | 79.31 | |

8

| | 630,248,04 | 184,872,43 | | | | 4,953,808. | 870,725,23 |
|--|------------|------------|--|--|--|------------|------------|
| | 1.00 | 1.83 | | | | 43 | 9.65 |
| | | | | | | | |
| | | | | | | | |
| | | | | | | | |
| | 630,248,04 | 184,872,43 | | | | 4,953,808. | 870,725,23 |
| | 1.00 | 1.83 | | | | 43 | 9.65 |
| | 360,424,02 | 245,280,09 | | | | | |
| | 0.00 | | | | | | |

| | | | | | | | | |
|---|--------------------|--------------------|--|--|--|--|---------------------|--|
| | 315,124,02 0.00 | | | | | | -315,124,0 20.00 | |
| 1 | | | | | | | | |
| 2 | | | | | | | | |
| 3 | | | | | | | | |
| 4 | 315,124,02 0.00 | | | | | | -315,124,0 20.00 | |
| | | | | | | | | |
| 1 | | | | | | | | |
| 2 | | | | | | | | |
| | | | | | | | | |
| | 990,672,06 1.00 | 430,152,52 6.02 | | | | | | |

| | | | | | | | | |
|---|--------------------|--------------------|--|--|-------------------|--|---------------------|--------------------|
| | | | | | 26,034,375 .46 | | -49,395,56 9.50 | -23,361,19 4.04 |
| 1 | | | | | 26,034,375 .46 | | -26,034,37 5.46 | |
| 2 | | | | | | | | |
| 3 | | | | | | | -23,361,19 4.04 | -23,361,19 4.04 |
| 4 | | | | | | | | |
| | 210,082,68 0.00 | | | | | | -210,082,6 80.00 | |
| 1 | | | | | | | | |
| 2 | | | | | | | | |
| 3 | | | | | | | | |
| 4 | 210,082,68 0.00 | | | | | | -210,082,6 80.00 | |
| | | | | | | | | |
| 1 | | | | | | | | |
| 2 | | | | | | | | |
| | | | | | | | | |
| | 630,248,04 1.00 | 184,872,43 1.83 | | | 50,650,958 .39 | | 4,953,808. 43 | 870,725,23 9.65 |

1.

()

1996
1996 12 10

2012

12 31

2011

990,672,061

2011 12 31

990,672,061.00

630,248,041

3

1 1 12 31

4

5

1

>• Ü J Ø 2W\$y²-À\$3 CE@

Ä

c

6

1

2

7

8

1

2

9

1

2

1.

1.

1.

5

6

1

2

7

10

1

| | | |
|--|-----|-----|
| | 100 | 100 |
| | | |

| | |
|--|--|
| | |
|--|--|

2

| | | |
|--|--|--|
| | | |
| | | |

| | (%) | (%) |
|-----|------|------|
| 1 1 | 0% | 0% |
| 1 2 | 5% | 5% |
| 2 3 | 10% | 10% |
| 3 4 | 30% | 30% |
| 4 5 | 80% | 80% |
| 5 | 100% | 100% |

3

| | |
|--|--|
| | |
| | |

:

(

)

2



2

1

3

4

13



| | | | |
|--|------|----|--|
| | 5-10 | 5% | |
| | 5-10 | 5% | |
| | 5-10 | 5% | |
| | 5-10 | 5% | |

4

5

15

1

2

3

16

1

1

2

3

2

3

3

4

17

18

19

1

1

| | | |
|--|------|--|
| | 5-10 | |
| | 2-5 | |

3

4

5

6

- 1
- 2
- 3

20

21

22

1

2

23

1

2

1

6

2

3

4

5

27

1

2

28

1

1

2

2

1

2

3

29

1

2

30

31

32

1

2

33

1

2

34

1

| | | |
|--|--|---------|
| | | |
| | | 17% 13% |
| | | 5% |
| | | 5% 7% |

| | | |
|--|-----|--|
| | | |
| | 15% | |
| | 15% | |
| | 15% | |
| | 15% | |

70%

1.2%

12%

2

1

[2012]1

51

GF201136000019

GF201136000047

2011 10 9

2014 10 8

2011 2013 15%

2

[2012]5

16

GF201236000005

GF201236000016

2012 4 20

2015 4 19


2012 2015 15%

| | | | | | | | | | | | | | | |
|--|--|--|--|--|--|--|--|--|--|--|--|--|--|--|
| | | | | | | | | | | | | | | |
|--|--|--|--|--|--|--|--|--|--|--|--|--|--|--|

2

| | | | | | | | | | | | | | |
|---|--|-----|--|--------------|--|--------------|--|------|------|--|--|--|--|
| | | | | | | | | | | | | | |
| (| | 608 | | 2,300.0 0 | | 2,724.8 6 | | 100% | 100% | | | | |
| (| | | | 3,100.0 0 | | 3,644.3 6 | | 100% | 100% | | | | |

/P <</MCD 175



| | | | | | | | | | | | | | |
|---|--|-----|--|----------|--|----------|--|-----|-----|--|--------|--|--|
|) | | 758 | | | | | | | | | | | |
| (| | 758 | | 2,000.00 | | 1,700.00 | | 85% | 85% | | 371.78 | | |

3

| | | | | | | | | | | | | | |
|--|--|--|--|--|--|--|--|-----|-----|--|--|--|--|
| | | | | | | | | (%) | (%) | | | | |
|--|--|--|--|--|--|--|--|-----|-----|--|--|--|--|

| | | | | | | | | | | | | | |
|---|---|--|--|----------|--|-----------|--|------|------|--|--|--|--|
| (|) | | | 5,088.00 | | 21,675.00 | | 100% | 100% | | | | |
|---|---|--|--|----------|--|-----------|--|------|------|--|--|--|--|

| | | |
|---|---|--|
| (|) | |
|---|---|--|

L²

4

| (| 13,223,780.10 | 1,863,780.10 |
|-----|----------------|---------------|
| (| 36,381,990.57 | 8,964,048.60 |
|) | | |
| () | 183,367,145.63 | 22,380,268.38 |
| () | 24,785,573.06 | 4,270,954.91 |
| () | 125,847,424.53 | 32,470,134.66 |
| () | 53,898,557.96 | 19,120,694.67 |

| () | 36,606,837.90 | 1,216,684.59 |
|-----|---------------|--------------|

5



| | | | | | |
|------------|----|-------|---------------|-----|------|
| | | | 84,614,815.06 | | |
| 2012 6 28 | | | | | 2012 |
| 6 27 | | | | | |
| 1. | | | | | |
| | | | 2004 10 19 | | |
| | | | 200 | | |
| 2012 12 31 | | | 110 | 55% | |
| | 81 | 40.5% | | 9 | 4.5% |

| | | |
|---------------|--------------|---------------|
| 2011 6 30 | 2012 6 1 | 26,117,435.88 |
| 17,338,499.58 | 8,778,936.30 | |

6

| | | |
|--|--|--|
| | | |
|--|--|--|

4 30

1

2012 5 1

2012 5 1
2012 5 1

3

2012 4 25
2012 3 31

4

10

1

| : | -- | -- | 33,393.17 | -- | -- | 713.17 |
|---|----|----|----------------|----|----|--------|
| | -- | -- | 33,393.17 | -- | -- | 713.17 |
| | -- | -- | 448,997,671.47 | -- | | |

2012

| |
|------|
| |
| 0.00 |

| | | | | |
|--|--|--|--|--|
| | | | | |
|--|--|--|--|--|

4

| | | | | | | |
|--|------|----|----|------|----|----|
| | | | | | | |
| | 0.00 | | | 0.00 | | |
| | -- | -- | -- | -- | -- | -- |
| | 0.00 | | | 0.00 | | |
| | -- | -- | -- | -- | -- | -- |
| | | | | 0.00 | | |
| | 0.00 | | | 0.00 | -- | -- |

5


1

| | |
|--|--|
| | |
|--|--|

3

6

1



| | | | | |
|--|--|--|--|--|
| | | | | |
| | | | | |
| | | | | |

4**5 5**

| | | | |
|--|--|--|--|
| | | | |
| | | | |

5

| | | | |
|--|--|--|-----|
| | | | (%) |
|--|--|--|-----|

| | | | | | |
|--|--|------------|--|------------|------------|
| | | 765,156.36 | | 492,047.64 | 630,731.64 |
| | | 0.00 | | 0.00 | |
| | | 0.00 | | 0.00 | |
| | | 765,156.36 | | 492,047.64 | 630,731.64 |

3

| | |
|--|--|
| | |
|--|--|

14

| | | | | | | | |
|--|-----|-----|------|------|------|------|------|
| | (%) | (%) | | | | | |
| | | | | | | | |
| | 0% | 0% | 0.00 | 0.00 | 0.00 | 0.00 | 0.00 |
| | | | | | | | |
| | 0% | 0% | 0.00 | 0.00 | 0.00 | 0.00 | 0.00 |

15

1

| | | | | | | | | | | | |
|----|------|------|------|------|----|-----|-----|------|------|------|--|
| | | | | | | (%) | (%) | | | | |
| -- | 0.00 | 0.00 | 0.00 | 0.00 | -- | -- | -- | 0.00 | 0.00 | 0.00 | |

2.

0.00

| | | | |
|--|---------------|---------------|---------------|
| | 4,197,643.83 | -- | 4,325,973.72 |
| | 5,836,778.39 | -- | 21,548,756.03 |
| | 6,160,794.09 | -- | 6,719,321.74 |
| | 38,556,328.93 | 35,598,498.43 | |

2

| | | | | | |
|--|--|--|--|--|--|
| | | | | | |
|--|--|--|--|--|--|

3

| | | | |
|--|--|--|--|
| | | | |
|--|--|--|--|

4

| | |
|--|--|
| | |
|--|--|

| | | | |
|-----------|---------------|---------------|----------------|
| 15,046.40 | 2012 6 29 | 15,046.40 | |
| | | 31,744,600.00 | 118,719,400.00 |
| 2 | | 75,708,384.60 | |
| | 63,766,283.74 | | 11,378,386.33 |
| | 492,927.54 | | 792,261.28 |
| | 228,546.75 | 356,641.87 | |
| 3 | 16,903,846.53 | | 9,907,769.51 |
| | | | 4,085,813.06 |

4
5
6

1

| | | | | | | | | | | | |
|--|----------------|----------------|---------------|----------------|--|------|--------|--|--|--|-------|
| | 00.00 | 3.83 | 3.81 | 0.09 | | | | | | | 77.55 |
| | 260,000. 00 | 306,876. 77 | 65,415.5 7 | 372,292. 34 | | 100% | 100.00 | | | | |
| | | | | | | | | | | | |

3

| | | | | | |
|--|------|------|------|------|----|
| | | | | | |
| | 0.00 | | | 0.00 | |
| | | 0.00 | 0.00 | | -- |

4

| | | |
|--|-------|--|
| | | |
| | 76.45 | |
| | 80.00 | |
| | 80.00 | |
| | 92.93 | |

5**19**

| | | |
|--|--|--|
| | | |
|--|--|--|

23

1

| | 328,017,548.39 | 186,364,999.56 | 30,389,094.90 | 483,993,453.05 |
|---|----------------|----------------|---------------|----------------|
| 1 | 253,998,574.08 | 125,360,075.43 | 1,440,294.90 | 377,918,354.61 |
| 2 | 38,181,085.33 | 11,720,551.95 | 28,948,800.00 | 20,952,837.28 |
| 3 | 1,500,000.00 | 48,987,749.91 | | 50,487,749.91 |
| 4 | 32,118,125.68 | | | 32,118,125.68 |

| | | | | | | |
|--|--------------|------------|--------------|--|--------------|----|
| | 7,111,703.64 | | 5,571,878.31 | | 1,539,825.33 | |
| | 1,209,166.60 | | 849,167.65 | | 359,998.95 | |
| | | 186,393.16 | 108,729.34 | | 77,663.82 | |
| | 8,320,870.24 | 186,393.16 | 6,529,775.30 | | 1,977,488.10 | -- |

26

1

| | | |
|--|--------------|------------|
| | | |
| | | |
| | 336,039.16 | 71,530.56 |
| | 2,326,221.20 | 889,246.97 |
| | 14,000.00 | 28,000.00 |
| | 2,676,260.36 | 988,777.53 |

2

| | | | | |
|--|--------------|--|------------|--|
| | | | | |
| | 2,676,260.36 | | 988,777.53 | |

| | | | | | |
|--|--------------|--------------|--|------------|--------------|
| | 0.00 | 0.00 | | 0.00 | 0.00 |
| | 0.00 | 0.00 | | 0.00 | 0.00 |
| | 0.00 | | | 0.00 | 0.00 |
| | 0.00 | | | 0.00 | 0.00 |
| | 0.00 | 0.00 | | 0.00 | |
| | 0.00 | 0.00 | | 0.00 | 0.00 |
| | 1,012,988.14 | 1,368,386.87 | | 518,033.64 | 1,895,878.85 |

2012 4 30

2012 6 30

28



30

| | | |
|--|------|------|
| | | |
| | 0.00 | 0.00 |
| | 0.00 | 0.00 |
| | 0.00 | 0.00 |
| | 0.00 | 0.00 |
| | 0.00 | 0.00 |

31

| | | |
|--|------|---------------|
| | | |
| | | 0.00 |
| | | 69,466,810.00 |
| | 0.00 | 69,466,810.00 |

0.00

2 5 5

| | | |
|--|--|--|
| | | |
|--|--|--|

3

1 5 5
2

| | | |
|--|-----------|-----|
| | | |
| | | |
| | | |
| | 22,461.31 | --- |

| | | | |
|---|--------------|--|--|
| | | | |
| | 1,632,800.00 | | |
| { | 956,661.00 | | |
| | 606,149.91 | | |
| | 487,500.00 | | |
| | 376,666.67 | | |
| | 4,059,777.58 | | |

33

1

| | | |
|-----|---------------|----------------|
| | | |
| 1 | 77,538,717.67 | 146,105,984.17 |
| 1-2 | 596,971.59 | 7,450,723.78 |
| 2-3 | 247,573.97 | 760,117.79 |
| 3 | 3,072,425.04 | 2,405,790.09 |
| | 81,455,688.27 | 156,722,615.83 |

2 5 5

| | | |
|--|--|--|
| | | |
|--|--|--|

3

1

5

5

2

3

| | | | |
|--|------------|--|--|
| | | | |
| | 558,395.08 | | |

34

| | | | | |
|--|--------------|----------------|----------------|--------------|
| | | | | |
| | 2,290,820.88 | 195,647,275.00 | 193,014,127.08 | 4,923,968.80 |
| | 0.00 | 8,612,133.00 | 8,612,133.00 | |
| | 944,405.10 | 16,449,616.52 | 17,393,682.82 | 338.80 |
| | 21,624.69 | 2,333,367.39 | 2,354,992.08 | |
| | 857,708.29 | 11,928,700.81 | 12,786,409.10 | |
| | | | | |
| | 23,066.14 | 686,182.45 | 708,909.79 | 338.80 |
| | 41,753.58 | 1,404,590.75 | 1,446,344.33 | |
| | 252.40 | 96,775.12 | 97,027.52 | |
| | 8,857.00 | 649,451.00 | 658,308.00 | |
| | | 19,405.00 | 19,405.00 | |
| | 3,019,251.93 | 607,481.00 | 771,994.80 | 2,854,738.13 |
| | 6,263,334.91 | 221,985,361.52 | 220,469,650.70 | 7,779,045.73 |

0.00

607,481.00

0.00

19,405.00

| | | |
|--|--------------|--------------|
| | | |
| | 7,615,548.64 | 4,909,875.96 |
| | 46,697.73 | |
| | 370,473.25 | 200,327.18 |

2011

38

1

| 1 | 22,677,686.37 | 25,208,710.90 |
|-----|---------------|---------------|
| 1 2 | 17,187,777.88 | 8,826,736.54 |
| 2 3 | 6,880,576.19 | 509,191.97 |
| 3 | 5,661,906.32 | 8,955,183.98 |
| | 52,407,946.76 | 43,499,823.39 |

2

5

5

| | | | | |
|--|---------------|--|--|--|
| | | | | |
| | 18,497,932.39 | | | |

3

| | | | | | | | | | |
|--|--|--|--|--|--|--|--|--|--|
| | | | | | | | | | |
|--|--|--|--|--|--|--|--|--|--|

43

| | | | | | | | | | |
|--|--|--|--|--|--|--|--|--|--|
| | | | | | | | | | |
|--|--|--|--|--|--|--|--|--|--|

44

1

| | | | | | | |
|--|--|--|---|--|--|--|
| | | | % | | | |
|--|--|--|---|--|--|--|

2

| | | | | | |
|--|--|--|--|--|--|
| | | | | | |
| | | | | | |

45

| | | | | | |
|--|------------|--|----------|------------|-----|
| | | | | | |
| | 227,200.00 | | 6,800.00 | 220,400.00 | --- |
| | 227,200.00 | | 6,800.00 | 220,400.00 | -- |

[2009]9

[2009]19

2009 12 31

[2009]56

6,800.00

46

| | | |
|-----|---------------|------|
| | | |
| | 971,670.84 | |
| | 7,630,000.00 | |
| GMP | 2,600,000.00 | |
| | 1,919,160.51 | |
| | 4,757,290.81 | |
| | 943,105.99 | |
| | 18,821,228.15 | 0.00 |

1

[2011]2874

1,000,000.00

2012

28,329.16

2

[2012]95

2012

7,630,000.00

3

—

| | | | |
|--|--|--|--|
| | | | |
|--|--|--|--|

| | | | | |
|--|------------------|------------------|------------------|------------------|
| | 2,071,206,745.89 | 1,264,317,058.57 | 2,336,482,914.77 | 1,415,802,004.72 |
|--|------------------|------------------|------------------|------------------|

4

56

| | | | |
|--|--------------|--------------|--|
| | | | |
| | 542,101.55 | | |
| | 6,170,010.22 | 6,890,249.85 | |
| | | | |

| | | |
|--|------------|------------|
| | 600,050.09 | 786,343.35 |
| | | |

| | | |
|--|--------------|------------|
| | 0.00 | 0.00 |
| | 0.00 | 0.00 |
| | 0.00 | 0.00 |
| | 0.00 | 0.00 |
| | 0.00 | 0.00 |
| | 0.00 | 0.00 |
| | 0.00 | 0.00 |
| | 0.00 | 0.00 |
| | 0.00 | 0.00 |
| | 0.00 | 0.00 |
| | 0.00 | 0.00 |
| | 0.00 | 0.00 |
| | 1,368,386.87 | -98,580.79 |

63

1

| | | | |
|--|---------------|---------------|---------------|
| | | | |
| | 17,573,116.79 | 3,677.76 | 88,602.73 |
| | 6,013.94 | 3,677.76 | 5,428.46 |
| | 17,567,102.85 | | 83,174.27 |
| | 4,763,986.39 | 29,976,208.52 | 4,763,986.39 |
| | 10,513,460.78 | 11,182,574.75 | 10,513,460.78 |
| | 416,094.60 | 184,118.89 | 416,094.60 |
| | 258,191.83 | 323,687.79 | 258,191.83 |
| | 422,000.00 | 100,000.00 | 422,000.00 |
| | 3,083,228.52 | 674,793.89 | 3,083,228.52 |
| | 111,753.70 | 63,022.67 | 17,596,267.76 |
| | 37,141,832.61 | 42,508,084.27 | |

2

| | | | |
|--|------------|--|--|
| | | | |
| | 592,801.88 | | |

| | | | |
|-----|--------------|---------------|--|
| 1. | 326,739.22 | | |
| 2. | 180,839.49 | | |
| 3 | 28,329.16 | | |
| 4.: | 56,894.01 | | |
| | 9,920,658.90 | 11,182,574.75 | |
| 1. | 4,070,000.00 | | |
| 3. | | 2,545,483.00 | |
| 4. | 480,000.00 | 260,000.00 | |
| 5. | 5,090,000.00 | 8,037,200.00 | |
| 6. | 21,658.90 | 335,355.63 | |
| 7. | 160,000.00 | | |
| 8. | | | |

66

2010
1

9
[2010]2

2008

[2008]43

1

| | | | | |
|--|--|------|------|------|
| | | | | |
| | | | | |
| | | 0.26 | 0.26 | 0.34 |
| | | 0.23 | 0.23 | 0.28 |

2

| | | | |
|--|-----------------------------|----------------|----------------|
| | | | |
| | 1 | 255,461,059.63 | 323,976,667.80 |
| | 2 | 36,604,897.59 | 54,625,005.05 |
| | 3=1-2 | 218,856,162.04 | 269,351,662.75 |
| | 4 | 630,248,041.00 | 420,165,361.00 |
| | 5 | 315,124,020.00 | 525,206,700.00 |
| | 6 | 45,300,000.00 | -- |
| | 6 | | |
| | 6 | | |
| | 7 | | 6 |
| | 7 | | 12 |
| | 7 | | |
| | 8 | | -- |
| | 9 | | -- |
| | 10 | | -- |
| | 11 | | 12 |
| | 12=4+5+6×7 ÷11-8×9÷11-10 | 968,022,061.00 | 945,372,061.00 |
| | 13 | | |
| | 14=1÷13 | | |
| | 15=3÷12 | | 0.23 |

| | | | |
|--|--------------------------------------|------|------|
| | | | |
| | 17 | 25% | 25% |
| | 18 | -- | -- |
| | 19 | -- | -- |
| | 20=[1+(16-18)× (100%-17)]÷(13+19) | | |
| | 21=[3+(16-18) ×(100%-17)]÷(12+19) | 0.23 | 0.28 |

1

$$S = \frac{P_0}{S} \left(S_0 + S_1 \frac{S_i \times M_i + M_0 - S_j \times M_j + M_0 - S_k}{M_0} \right)$$

2

$$P_1 = \frac{P_1}{S_0 + S_1 \left(\frac{S_i \times M_i + M_0 - S_j \times M_j + M_0 - S_k}{M_0} \right)}$$

67

| | | | | | | | | | |
|--|--|--|--|--|--|--|------|--|------|
| | | | | | | | | | |
| | | | | | | | | | |
| | | | | | | | 0.00 | | 0.00 |

68

| | |
|--|---------------|
| | 16,822,931.09 |
|--|---------------|

3

| | | |
|--|----------------|----------------|
| | | |
| | 449,614,692.85 | 243,804,534.30 |
| | 33,393.17 | 713.17 |

1

| | | | | | | | | | | |
|--|--|-----|--|--|--|-----------|--------|--------|--|------------|
| | | | | | | | (%) | (%) | | |
| | | 158 | | | | 18,818.00 | 44.54% | 44.54% | | 72776518-6 |

2

| | |
|--|--|
| | |
|--|--|

| | | | | | | | | | |
|--|--|--|-----|--|--|-----------|--------|--------|------------|
| | | | 6 | | | | | | |
| | | | 758 | | | 295800000 | 54.91% | 54.91% | 15826154-2 |
| | | | 758 | | | 20000000 | 85% | | |



| | | | | | | | |
|--|--|--|--|--|---|--|---|
| | | | | | % | | % |
|--|--|--|--|--|---|--|---|

3

4

5

1

()
300

2012

2 23
300

2012 8 23

| | | | | |
|---|--------|-------|----|-------|
| | 2013 | 2 | 26 | 2013 |
| | () | | < | |
| | | | | > |
| | | 2013 | 3 | 12 |
| | | | | 4,648 |
| | 4,648 | | | |
| | 4.69% | | | |
| | 5.44 / | 2013 | | |
| 1 | 30 | | | |
| | | 2013 | 3 | 11 |
| | | 2013 | 3 | 12 |
| | | | | 435 |
| | | 4,648 | | |
| | | | | |
| | | 12 | | |
| | | 48 | | |

| | |
|---------------------|----|
| | 22 |
| — | |
| | — |
| Black-Scholes Model | |
| 4,648 | |
| 6,659.64 | |

2011

7

| 1. | | 0.00 | | | 0.00 |
|----|--|------|--|--|------|
| 2. | | 0.00 | | | 0.00 |
| 3. | | | | | |

| | | | | | |
|--|--|-----|--|-----|--|
| | | | | | |
| | | | | | |
| | | | | | |
| | | (%) | | (%) | |

| | | | (%) |
|--|----|----------------|--------|
| | | 195,491,882.25 | 99.67% |
| | -- | 195,491,882.25 | 99.67% |

8

| | | | | | | | | |
|--|--|--------------------|--|--------------------|--------------------|------|------|--|
| | | 216,750,0 00.00 | | 216,750,0 00.00 | 216,750,0 00.00 | 100% | 100% | |
|--|--|--------------------|--|--------------------|--------------------|------|------|--|

| | | | | |
|--|------|--|------|--|
| | | | | |
| | 0.00 | | 0.00 | |

4

| | | |
|--|--|--|
| | | |
|--|--|--|

| | | | |
|--|----------------|----------------|----|
| | 120,794,994.77 | 117,884,926.62 | |
| | 87,576,400.76 | 47,684,908.35 | |
| | 3,863,899.13 | 2,753,404.49 | |
| | 90,295,736.43 | 82,142,644.07 | |
| | 36,423,930.72 | 18,384,788.74 | |
| | 50,093,037.28 | | |
| | 389,047,999.09 | 268,850,672.27 | -- |

3

| | | | |
|--|--|--|--|
| | | | |
|--|--|--|--|

| | | | |
|------|------|-----------|----------------|
| 1 | | 2012 5 15 | 2012 12 18 |
| 2011 | 95% | | 120,794,994.77 |
| 2 | | 2012 5 15 | 2012 12 18 |
| 2011 | 100% | | 87,576,400.76 |
| 3 | | 2012 5 15 | 2012 12 18 |
| 2011 | 95% | | 3,863,899.13 |
| 4 | | 2012 5 15 | 2012 12 18 |
| 2011 | 100% | | 90,295,736.43 |
| 5 | | 2012 5 15 | 2012 12 18 |
| 2011 | 95% | | 36,423,930.72 |
| 6 | | 2012 5 15 | 2012 12 18 |
| 2011 | 95% | | 50,093,037.28 |

6

| | | |
|---|----------------|----------------|
| | | |
| 1 | -- | -- |
| | 385,329,063.18 | 260,343,754.58 |
| | 2,000.00 | -95,021.00 |
| | 1,273,355.47 | 22,169.91 |
| | 2,661,318.30 | 4,367,649.72 |
| | -17,483,928.58 | |
| | 1,998,171.65 | 1,536,418.89 |

| | | |
|--|----------------|----------------|
| | 390,314,941.31 | 269,364,478.90 |
| | 42,011,232.50 | 26,440,355.49 |
| | 9,299,473.40 | 8,342,069.62 |
| | 49,246,720.39 | 21,287,792.67 |
| | | |
| | | |
| | 125,676,843.36 | 143,910.08 |
| | 143,910.08 | 177,881.73 |
| | 125,532,933.28 | 33,971.65 |

| | | | | |
|--|--|--|--|--|
| | | | | |
|--|--|--|--|--|

| | | |
|--|--|--|
| | | |
|--|--|--|

1

| | | | |
|--|--------|------|------|
| | | | |
| | % | | |
| | 18.36% | 0.26 | 0.26 |



3-6

,

| | | | | |
|--|----------------|----------------|---------|------|
| | 990,672,061.00 | 630,248,041.00 | 57.19% | 10 5 |
| | 293,346,256.17 | 106,825,706.26 | 174.60% | |
| | 106,059,246.76 | 67,526,340.44 | 57.06% | |
| | 230,675,269.94 | 363,912,927.68 | -36.61% | 2012 |
| | | | | |
| | 143,501,577.48 | 103,502,704.24 | 38.65% | 900 |
| | | | | 600 |

| | | | | |
|--|---------------|----------------|---------|--------|
| | | | | 136 |
| | 28,000,000.00 | 20,000,000.00 | 40.00% | 2012 6 |
| | 22,568,104.79 | 128,269,000.00 | -82.41% | - |

- ()
- ()
- ()

4869.01 7626 000.01 -15.84 0